

REAL December 2019 Torque

Contact maintenance for any questions on 0800 80 80 69

PALFINGER **PALFINGER** Crane Stow Pin Awareness

For this month's edition, we have decided to focus on the importance of ensuring that the PALFINGER crane is stowed correctly when it is not in use. Failure to ensure the crane is stowed correctly can lead to cracking and a failure of the outer boom resulting in expensive repairs and unplanned downtime.



It is important to note that not all PALFINGER cranes use the 'pin and ramp' method of storing the crane so please ensure you read this Real Torque fully and refer to the list of affected models on page two.




There have been several cases where PALFINGER crane stow pins and support gussets have cracked over time. This is caused by following an incorrect crane stowing procedure. This results in major downtime, with repairs that can take 14 days to 5 months, and repair costs that can range from \$8,000 to \$18,000.

In extreme cases, a complete outer boom must be replaced. The crane cannot be used when cracks are found. A special repair procedure must be carried out which has to be managed by specialist engineers and certifiers. Major parts replacements will generally have to be supplied from Austria which causes additional time delays.

The images below show the damage that can occur on the outer boom if the crane is not stowed correctly.



It is important that you follow the correct crane stowage procedure that is unique to the model of crane fitted to the truck. You will find a copy of the crane stowage procedure in the cab of your truck, if fitted with an affected crane



ALWAYS ENSURE YOU REFER TO THE CORRECT STOWAGE PROCEDURE FOR THE MODEL OF CRANE FITTED.



The following affected PALFINGER crane models, which use the 'pin and ramp' method of stowage, are as follows:

- PALFINGER
PK 6500
- PALFINGER
PK 8500
- PALFINGER
PK 10000
- PALFINGER
PK 12000
- PALFINGER
PK 15500
- PALFINGER
PK 23080
- PALFINGER
PK 32080
- PALFINGER
PK 23500

Tips and Tricks

- ▶ It is highly critical that the correct crane folding and unfolding procedure is followed as this will prevent the above from occurring.
- ▶ TR Group have made a commitment to ensure trucks fitted with affected models of cranes have the correct procedure in the cab.
- ▶ If you can't find a copy of the correct procedure or are unsure, please contact your PALFINGER dealer or their customer support team on 0800 725 346, or contact the TR Group Maintenance Team on 0800 80 80 69.
- ▶ Make sure that you don't 'load up' the stow pin. Instead, try a gentler approach when the crane is being folded or unfolded.