



**TRUCKS & TRAILERS  
RENTAL & LEASE**

**Making heavy vehicle fleet  
management easy for you**

# **END OF LEASE VEHICLE RETURN GUIDE**





This document is a guide to the process of returning a vehicle after the completion of its lease term. Ensuring that the vehicle is cared for during the lease can help minimise or eliminate any end of lease charges. TR Group Ltd (TR Group) understands that these are working vehicles and as such, will take into account the age and mileage of the vehicle.

## **The process at the end of the contract:**

- 1** Please arrange a vehicle inspection with your TR Group representative approximately one month prior to vehicle return.
- 2** Arrange repair or replacement of any damages to agreed standards before the vehicle is returned. Alternatively, TR Group can arrange this to be done for you.
- 3** The vehicle is to be returned to a TR Group branch after the completion of the vehicle's contract or as agreed with TR Group.
- 4** Ensure all ancillary and associated equipment is returned with the vehicle.
- 5** Upon return, TR Group will inspect the vehicle and complete a vehicle return proforma summary.
- 6** Any remaining damage that is not considered fair wear and tear will be noted.



## How to eliminate or minimise vehicle return charges.

Costs can be reduced or eliminated by following these steps:

- ▶ Carry out daily checks of fluid levels, tyre pressure, and tyre condition.
- ▶ Clean both the interior and exterior of the vehicle regularly with approved cleaning products and by the appropriate methods.
- ▶ Ensure vehicles are presented for routine servicing at the recommended intervals.
- ▶ Ensure seat covers and floor mats are replaced when worn. In most cases, this will be covered by TR Group in our maintenance contracts.
- ▶ Promptly attend to any accident damaged panel, paintwork, glass, upholstery, or accessories.
- ▶ Utilise TR Group's approved suppliers to ensure the quality of any repairs meet the required standards of TR Group and those of the NZTA.
- ▶ Always adhere to recommended maximum towing and loading capacities in conjunction with current law requirements and legislation.

## Common examples of excessive wear and tear.

The most common causes of excessive wear and tear in a lease vehicle are:



**Non-repaired damage.**



**Poor quality of body repairs.**



**Drivers not taking responsibility for the day-to-day care and maintenance of the vehicle.**



**Not adhering to the specific service requirements of the vehicle.**



**Not adhering to the vehicle manufacturer's recommended capacities and specification.**

## What's fair wear and tear?



### Cab Bodywork

- ▶ Stone chips and abrasions are considered normal for the vehicle's age and mileage.
  - ▶ Minor panel scratches and scuffs.
  - ▶ Scratches or scuffing that can be removed by polishing.
- 




### Interior of Cab

- ▶ Wear and tear consistent with age and mileage.
  - ▶ Worn seat covers, no damage to seat.
  - ▶ All accessories in working order.
- 



### Body of Vehicle

- ▶ Repairs done correctly in keeping with the manufacturer's original specification.
- ▶ Repaired tears and rips on curtains.
- ▶ Minor scuffing and/or dents that do not affect the integrity or operation of the unit.
- ▶ Worn flooring, endwalls, and sidewalls.





## What's excessive wear and tear?



### Cab Bodywork

- ▶ Stone chipping resulting in visible dents.
- ▶ Exterior panel damage caused by impact with objects resulting in visible dents.
- ▶ Scratches etc. which have dented the panel surface and cannot be removed by polishing.
- ▶ Bent or broken bumpers, steps, and tanks.
- ▶ Missing or damaged equipment.



### Interior of Cab

- ▶ Any soiling to the vehicle's interior surfaces that cannot be removed by cleaning.
- ▶ Cigarette burns, any broken or damaged panels, switches, etc.
- ▶ Damage to the interior caused by lack of care and maintenance.
- ▶ Ripped or damaged upholstery.



### Body of Vehicle

- ▶ Rips and tears and/or substandard repairs in curtains and pelmets.
- ▶ Missing or broken curtain straps, tensioners, curtain tracks, and other associated equipment.
- ▶ Damaged, broken or holes in roof, deck, headboards, etc.
- ▶ Cuts in tyres that penetrate steel belts, side wall, or treads.
- ▶ Bent, damaged or broken roof poles, and/or curtain poles.
- ▶ Any broken or damaged fittings, handles, and LED side lights.
- ▶ Missing mezzanine floors and associated equipment.

## Specialised vehicles.



### Exterior

- ▶ All rams and spears to be checked for gouges and dents that will damage seals and/or the operations of the vehicle.
- ▶ Chassis/top plates to be checked for any bends, dents, or twists.
- ▶ Twist locks to be in working order.
- ▶ All accessories for specialised categories which may include, but not limited to, chains, joiners, spreader bars, remotes, batteries, chargers, chiller bungs, shoring bars, and stand-by leads etc. are returned.
- ▶ Damage to tipping bodies due to incorrect application e.g. dents, bulging, and bent tailgates.
- ▶ All double stacking equipment, if fitted, is returned with the vehicle.



### Interior of Cab

- ▶ All floors to be checked for excessive wear and under floor damage, including crushed alloy floors, holes from point loading, etc.
- ▶ Holes and damage in walls, scuff bands, etc.
- ▶ Any other specialised equipment if fitted is returned with the vehicle.

## Non-maintained vehicles, auxiliary, and ground engaging equipment excluded in a fully-maintained operating lease.



### Non-Maintained Vehicle Appraisal

- ▶ Vehicle must be returned with a new CoF or WoF if applicable.
- ▶ A full mechanical appraisal will be carried out with any damage, repairs and maintenance to be made good by lessee.

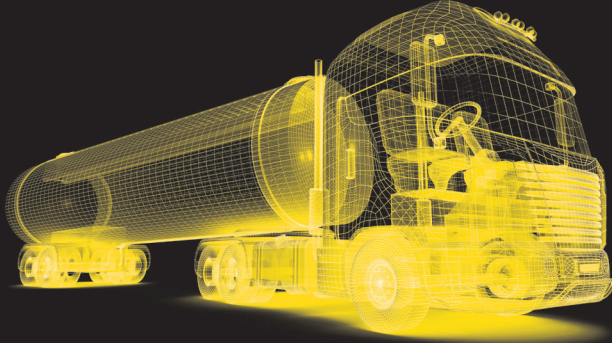
#### **This will include but is not limited to:**

- Compression test
  - Brake and clutch wear test
  - Tyre wear test
  - Engine and transmission checks
  - Body chassis inspections
  - Cab interior and exterior for damages
  - Tow equipment
  - Driveline, suspension, and equipment checks
  - Electrical checks
  - Oil samples to be taken of the engine, gearbox, and differential.
- ▶ All consumables i.e. brakes etc. to be at least 50% average on return.
  - ▶ Any certifications to be current with at least 50% of life available.



## Additional information for DG tankers.

- ▶ Tankers must be degassed with appropriate paperwork provided and a current safe load pass before the end of lease vehicle return.
- ▶ All associated DG equipment and accessories are to be certified complete and in good working order.



---

## Notes for all vehicles.

- ▶ Chipping, cracks or breakage to lamps, windscreen, side windows and mirrors are deemed unacceptable (in some instances repairs that meet New Zealand CoF standards may be undertaken).
- ▶ Vehicles must be returned complete with all accessories supplied with the vehicle including wheel trims, handbooks, stereos, keys (including spares), remotes, spare tyres, mattresses, and tools.
- ▶ All signage and branding to be removed (including mud flaps) and any resultant damage to paint work to be rectified.
- ▶ Tyres will be charged per millimetre on the difference between the tyre depths on commencement of hire and tyre depths on expiry.
- ▶ Excess kilometres will be charged at the rate per kilometre as shown in the Specific Lease Agreement.
- ▶ Vehicle to be returned with either an eRoad device or mechanical hubometer device fitted, up to date RUC, and a minimum of 50% fuel.

#### TR GROUP LIMITED

0800 50 40 50

[www.trgroup.co.nz](http://www.trgroup.co.nz)

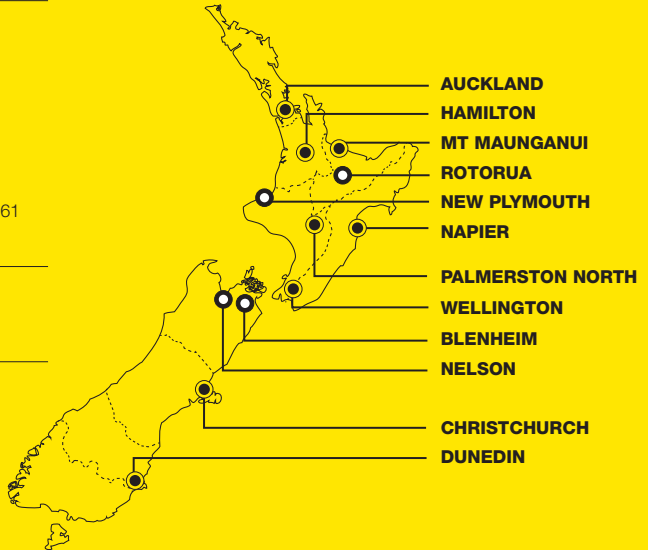
#### TR DRIVER TRAINING

0800 637 000

[www.trdrivertraining.co.nz](http://www.trdrivertraining.co.nz)

781 Great South Road, Penrose, Auckland 1061  
PO Box: 12541, Penrose, Auckland 1642

- TR Group & TR Driver Training
- TR Driver Training (DT)



#### AUCKLAND

781 Great South Rd, Penrose

**TR** 09-579 3310 **DT** 0800 637 000

#### HAMILTON

6668 Te Rapa Rd, Te Rapa

**TR** 07-849 7125 **DT** 0800 637 000

#### MT MAUNGANUI

501L Truman Lane

**TR** 07-574 0181 **DT** 0800 637 000

#### ROTORUA

8 Railway Rd, Fairy Springs

**DT** 0800 637 000

#### NEW PLYMOUTH

132 De Havilland Drive, Bell Block

**DT** 0800 637 000

#### NAPIER

11 Ford Rd, Onekawa  
06-843 3743

**TR** 90 Austin St, Onekawa  
**DT** 0800 637 000

#### PALMERSTON NORTH

522 Rangitikei Line, Cloverlea

**TR** 06-356 1615 **DT** 0800 637 000

#### WELLINGTON

14-16 Gough St, Seaview

**TR** 04-568 6701 **DT** 0800 637 000

#### BLENHIM

6 McCartney St, Marlborough

**DT** 0800 637 000

#### NELSON

9 Orion St, Annesbrook

**DT** 0800 637 000

#### CHRISTCHURCH

57 Lunns Rd, Middleton

**TR** 03-348 8212 **DT** 0800 637 000

#### DUNEDIN

1 Halsey St, Dunedin

**TR** 03-470 1188 **DT** 0800 637 000