

REAL

October 2023

Torque

Tyre Pressure Monitoring System (TPMS)

Contact maintenance for any questions on 0800 80 80 69

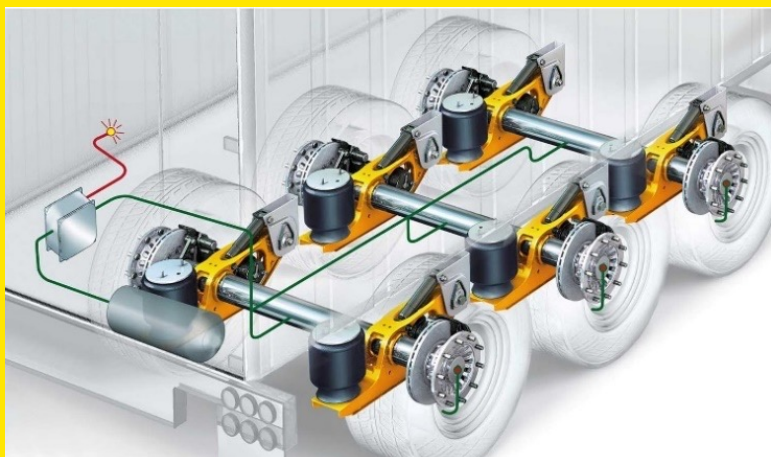
Recently we took delivery of our first quad axle, flat deck semi rental trailer, fitted with a Tyre Pressure Monitoring System, or TPMS for short. TPMS monitors and maintains the correct tyre pressure across all tyres on the trailer.



The TPMS air supply line from the axle tube to the tyre.

How does it work?

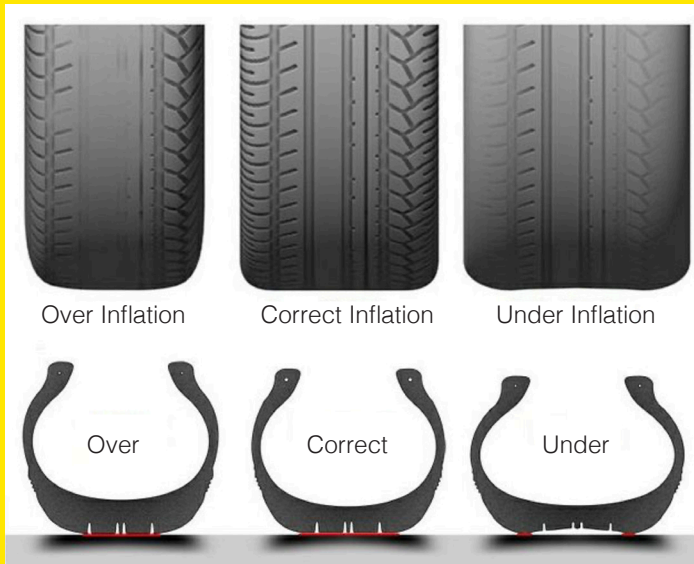
Each tyre is connected to a central control system which constantly monitors the air pressure. The control system, using sensors, will recognise if the tyre needs to be inflated or deflated to maintain the set pressure. It is also able to alert the driver if there is an issue, for example, if there is a slow puncture in one wheel that requires a large volume of air to maintain the set pressure. A green light will be illuminated at the front of the trailer, alerting the driver that there is a problem with the tyre.



If there is a major tyre failure, for example like a blow-out, the system will automatically shut off the air supply to that tyre.

The benefits of TPMS

- ▶ Always monitors the tyre pressure.
- ▶ Warns the driver of any potential issues.
- ▶ Reduces tyre wear by always maintaining correct pressure.
- ▶ Decreases fuel consumption by reducing the rolling resistance of a tyre.
- ▶ Reduces the risk of a tyre failure caused by under-inflated tyres.




The above image shows visually why the correct tyre pressure is important.

Alerting the driver of any issues

Each trailer fitted with TPMS in our fleet has a green warning light located in the right-hand front corner, as per the above picture.

- ▶ This **GREEN** light will illuminate if any of the tyres are not at the correct pressure.
- ▶ The light may illuminate on start-up while building air pressure, and this may be due to a slight loss of air pressure while the unit is parked up.
- ▶ If the light stays on for more than 10 minutes, a tyre technician needs to be called to check the tyres for possible puncture.



Tips and Tricks

- ▶ A green light at the front of the trailer indicates there is a problem.
- ▶ This green light may illuminate for a short time at initial start-up but for no longer than 10 minutes.
- ▶ Be aware to look out for air leaks during your daily checks.
- ▶ The tyre pressure for our fleet using TPMS is 110 PSI.
- ▶ There is a fact sheet available on these trailers, which can be accessed via a QR code on the trailer, or via the vehicle capability sheet.
- ▶ It is important to take time during the handover to explain this system to customers.

TR Tips

A TYRE
THAT IS ONLY
10%
UNDERINFLATED



CAN LEAD TO A
20%
REDUCTION
IN TYRE LIFE

REAL Torque

October 2023

Contact maintenance for any questions
on 0800 80 80 69

TR TRUCKS & TRAILERS
RENTAL & LEASE
TR GROUP LTD

Making heavy vehicle fleet
management easy for you